



SOUTHERLAND ADJUSTABLE BASES

QUIETER, FASTER, STRONGER


 **SOUTHERLAND™**
making it right since 1893

SOUTHERLAND ADJUSTABLE BASES

QUIETER, FASTER, STRONGER

Southerland adjustable bases offer a versatile and personalized sleep experience by allowing users to customize the positioning of their mattresses. These bases are designed to enhance comfort and convenience with features such as EasyREACH®, Quiet Night ZZZ®, dual massage, head and foot elevation, lumbar support, and wireless remote controls. By enabling users to find their ideal sleeping or lounging positions, Southerland adjustable bases aim to improve sleep quality, alleviate discomfort, and provide a more tailored resting solution.

KEY FEATURES



Built in the USA

All Southerland adjustable bases are built in the United States at Southerland's Nashville, Tennessee plant.



Ultra-Quiet Motors

Equipped with quiet motors offering an undisturbed sleep experience by minimizing disruptive noise during adjustments.



Fast Adjustment Time

Designed to quickly and smoothly transition between positions with minimal delay making it easier to find the perfect position.



High-Lift Capacity

Engineered to accommodate a wide range of body types and mattress sizes while maintaining performance.

PREMIUM FEATURES

EasyREACH® TECHNOLOGY

The wall hugging EasyREACH® feature maintains a constant distance between you and the night stand. This is most beneficial for those with neck or back issues, or other illnesses. Both standard and EasyREACH® models are available.




Quiet Night ZZZ® TECHNOLOGY

Quiet Night ZZZ feature allows control of your partner's bed to eliminate snoring for a restful and undisturbed night's sleep. Available on select models.

G-96

Premium Adjustable Base



Head & Foot Up

Head and foot adjustments for a tailored resting positions



EasyREACH®

Maintains a constant distance between you and the nightstand



QuietNight ZZZ®

Allows control over your partners bed to eliminate snoring



BlueTooth Pairing

Pair the base with iOS or Android devices



Emergency Power Down

Safely lower the bed to a flat position in case of an emergency situation



Dual Sync

Sync both side by side beds to adjust together



Dual Massage

Dual massage with wave patterns (5) and 30 minutes timer, 10 Speeds High to Low



Under Bed Lighting

Turn under bed lighting on to make getting in and out of bed safer



Remote

- Wireless
- Flashlight
- Backlit Buttons
- Under Bed Light
- Memory Buttons (3)
- Flat Button
- Partner Control

Lift Cycle
200,000+

Lift Speed
High Speed

Lift Capacity
800 lbs

Shroud
6"

Motor
European Design

20
YEAR
WARRANTY
Frame
Warranty

5
YEAR
WARRANTY
Parts
Warranty

3
YEAR
WARRANTY
Labor
Warranty


Built in
the USA

G-94

Premium Adjustable Base



Head & Foot Up

Head and foot adjustments for a tailored resting positions



EasyREACH®

Maintains a constant distance between you and the nightstand



BlueTooth Pairing (Available)

Pair the base with iOS or Android devices



Emergency Power Down (Available)

Safely lower the bed to a flat position in case of an emergency situation



Dual Sync

Sync both side by side beds to adjust together



Dual Massage

Dual massage with wave patterns (5) and 30 minutes timer, 10 Speeds High to Low



Remote

- Wireless
- Flashlight
- Backlit Buttons
- Zero Gravity Preset
- Memory Buttons (3)
- Flat Button

Lift Cycle
200,000+

Lift Speed
High Speed

Lift Capacity
800 lbs

Shroud
6"

Motor
European Design

20
YEAR
WARRANTY
Frame
Warranty


5
YEAR
WARRANTY
Parts
Warranty

3
YEAR
WARRANTY
Labor
Warranty


Built in
the USA

S-86

Premium Adjustable Base



Head & Foot Up

Head and foot adjustments for a tailored resting positions



Emergency Power Down (Available)

Safely lower the bed to a flat position in case of an emergency situation



BlueTooth Pairing (Available)

Pair the base with iOS or Android devices



Dual Sync

Sync both side by side beds to adjust together



Dual Massage

Dual massage with wave patterns (5) and 30 minutes timer, 10 Speeds High to Low



* for illustrative purposes only



Remote

- Wireless
- Flashlight
- Backlit Buttons
- Zero Gravity Preset
- Memory Buttons (3)
- Flat Button

Lift Cycle
200,000+

Lift Speed
High Speed

Lift Capacity
800 lbs

Shroud
6"

Motor
European Design

20
YEAR
WARRANTY
Frame
Warranty


5
YEAR
WARRANTY
Parts
Warranty

3
YEAR
WARRANTY
Labor
Warranty


Built in
the USA

B-26

Premium Adjustable Base



Head & Foot Up

Head and foot adjustments for a tailored resting positions



Emergency Power Down (Available)

Safely lower the bed to a flat position in case of an emergency situation



BlueTooth Pairing

Pair the base with iOS or Android devices



Dual Sync

Sync both side by side beds to adjust together



Remote

- Wireless
- Flashlight
- Backlit Buttons
- Zero Gravity Preset
- Memory Buttons (3)
- Flat Button

Lift Cycle
200,000+

Lift Speed
High Speed

Lift Capacity
800 lbs

Shroud
6"

Motor
European Design

20
YEAR
WARRANTY
Frame
Warranty

5
YEAR
WARRANTY
Parts
Warranty

3
YEAR
WARRANTY
Labor
Warranty


Built in
the USA

AA-27

Adjustable Base



Head & Foot Up

Head and foot adjustments for a tailored resting positions



Emergency Power Down

Safely lower the bed to a flat position in case of an emergency situation



Dual Sync

Sync both side by side beds to adjust together



Remote

- Wireless
- Flashlight
- Backlit Buttons
- Memory Buttons (2)
- Flat Button

Lift Cycle
20,000

Lift Speed
Normal

Lift Capacity
650 lbs

Shroud
2"

Motor
Chinese Design



AA-17

Adjustable Base



Head & Foot Up

Head and foot adjustments for a tailored resting positions



Emergency Power Down

Safely lower the bed to a flat position in case of an emergency situation



Dual Sync

Sync both side by side beds to adjust together



Remote

- Wireless
- Flashlight
- All Up / Down

Lift Cycle
20,000

Lift Speed
Normal

Lift Capacity
650 lbs

Shroud
1"

Motor
Chinese Design

10
YEAR
WARRANTY
Frame
Warranty

3
YEAR
WARRANTY
Parts
Warranty

1
YEAR
WARRANTY
Labor
Warranty


Built in
the USA

AA-11

Adjustable Base



Head Up Only

Head adjustments for a tailored resting positions



Dual Sync

Sync both side by side beds to adjust together



Remote

- Wireless
- Flashlight

Lift Cycle
20,000

Lift Speed
Normal

Lift Capacity
650 lbs

Shroud
1"

Motor
Chinese Design

10
YEAR
WARRANTY
Frame
Warranty

3
YEAR
WARRANTY
Parts
Warranty

1
YEAR
WARRANTY
Labor
Warranty


Built in
the USA

BRAND	INMOTION BEDS				AMERICAN ADJUSTABLES		
MODEL	B - 26	S - 86	G - 94	G - 96	AA - 11	AA - 17	AA - 27
Lift Motor	European Design and Engineering				Chinese Design and Engineering		
Lift Capacity	800 lbs. Heavy Duty Lift Capacity				650 lbs. Heavy Duty Lift Capacity		
Lift Speed	High Speed / Whisper Quiet				Normal Lift Speed		
Lift Cycle	10x Cycle Life - 200,000+				Cycle Life - 20,000		
Head Up	Yes	Yes	Yes	Yes	Yes	Yes	Yes
Foot Up	Yes	Yes	Yes	Yes		Yes	Yes
Remote Control	Wireless	Wireless	Wireless	Wireless	Wireless	Wireless	Wireless
Flashlight	Yes	Yes	Yes	Yes	Yes	Yes	Yes
Backlit Buttons	Yes	Yes	Yes	Yes			Yes
# Buttons*	11	18	18	18	3	7	8
Zero Gravity	Yes	Yes	Yes	Yes*			
Memory Buttons	3	3	3	3			2
Flat Button	Yes	Yes	Yes	Yes			Yes

*Zero Gravity is programmable when Quiet Night ZZZ is deactivated

BRAND	INMOTION BEDS				AMERICAN ADJUSTABLES		
MODEL	B-26	S-86	G-94	G-96	AA-11	AA-17	AA-27
EasyREACH®			Yes	Yes			
Quiet Night ZZZ®				Yes			
Zero Gravity Preset	Yes	Yes	Yes	Yes			
Remote Flashlight	Yes	Yes	Yes	Yes	Yes	Yes	Yes
Dual Massage		Yes	Yes	Yes			
Dual Massage Timer		Yes	Yes	Yes			
Bluetooth® Pairing	Yes	Available	Available	Yes			
Emerg. Power Down	Available	Available	Available	Yes		Yes	Yes
Under Bed Lighting				Yes			
USB / Dual Power				Yes			
Dual Base Sync	Yes	Yes	Yes	Yes	Yes	Yes	Yes
Shroud Height	6"	6"	6"	6"	1"	1"	2"
Warranty	3 Years (Labor) / 5 Years (Parts) / 20 years (Frame)				1 Years / 3 Years / 10 years		

ACCESSORIES



Dual Base Attachment Kit

Attachment brackets recommended for dual base set ups to maintain precise distance between bases.



Emergency Power Down

Provides a method for emergency lowering of inMotion bases in case of power outage.



Glides

Nylon lined glides for leveling on uneven floor surfaces.



Powerstrip with USB

Powerstrip allows bases to run from one wall outlet and provide power for USB charging.



Sync Kits

Cable allows two bases to operate as one unit with two remote controls.



Head /Footboard Bracket

Universal brackets made to accommodate most all types of headboard and footboard styles.



2" Screw in Locking Caster

Heavy duty locking casters allow easier movement of sleeping surface.



Non-Slip Caster Cup (4)

Caster cups recommended for hardwood surfaces for noise reduction and floor protection.



Bluetooth® Adaptor

Allows control of your lifestyle base from your favorite iOS or Android controlled device.



Screw In Leg Sets

Heavy duty legs in a multitude of sizes (2,4,6 inch) for easy sleep height adjustment.



MAKING IT RIGHT

The Southerland commitment is to always make it right for our customers and employees.

Less Than 1% Warranty Returns

Southerland's focus on quality components and craftsmanship leads to less than 1% returns.



BUILT IN THE USA

All our adjustables bases
are built at our Nashville,
Tennessee plant.

Photo: Southerland's Nashville,
Tennessee Plant



IN-HOUSE TRANSPORT

A major added benefit of Southernland is our in-house transport through our sister company Southernland Transport. This provides 100% control over delivery times and quality.



SOUTHERLAND™

making it right since 1893

FAMILY OF BRANDS



Ultra-premium all foam collection



HERITAGE
COPPER LATEX

100% natural latex & organic cotton collection



evolution
HYBRID **NXT**

Ultra-premium, EvoWC5 coil system collection



Temperature control, premium collection



High quality mattresses, that fits individual sleep needs and budgets



AMERICAN SLEEP
BY SOUTHERLAND

High quality mattresses, that fits individual sleep needs and budgets



High quality mattresses, that fits individual sleep needs and budgets



Southerland's line up of premium adjustable bases



Southerland's line up of adjustable bases



SOUTHERLAND ADJUSTABLE BASES

QUIETER, FASTER, STRONGER

www.southerlandsleep.com